

Workbook

Pockets 2

Second
Edition



PEARSON
Longman

Mario Herrera

Barbara Hojel

Audio CD
included



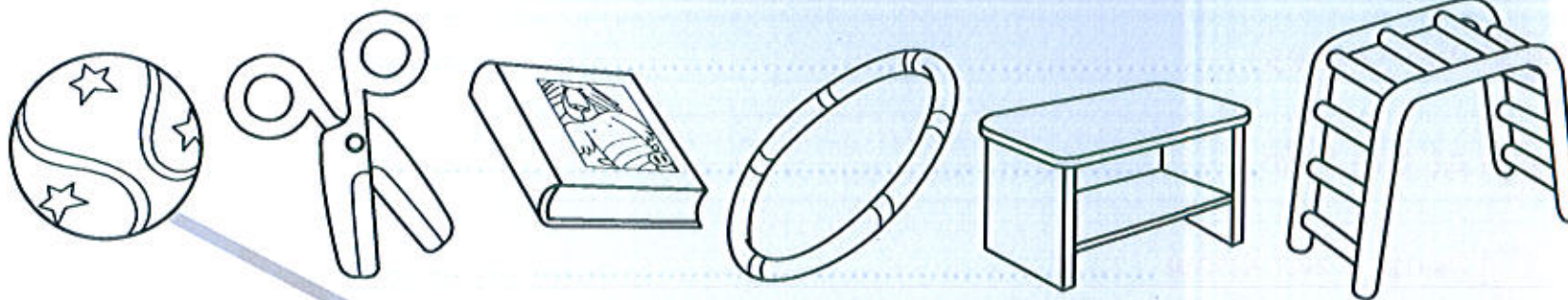
Contents

1 At School	2
2 Our Senses	10
3 At the Fair	18
4 People We Know	26
5 Zoo Animals	34
6 Clothes for All Weather	42
7 Foods We Like	50
8 Our Neighborhood	58
9 The Sky	66
Extra Practice: Reading and Writing	75
Smiley Tiger Puppet	93

1

At School


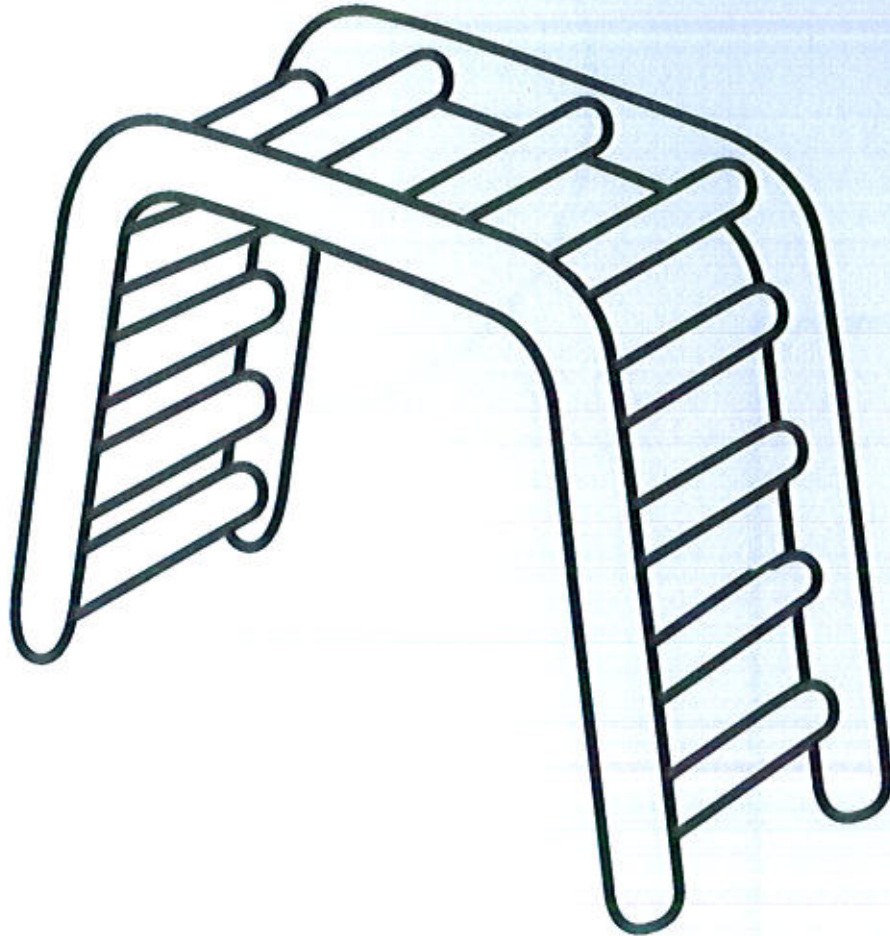
Inside or outside? Say and match.



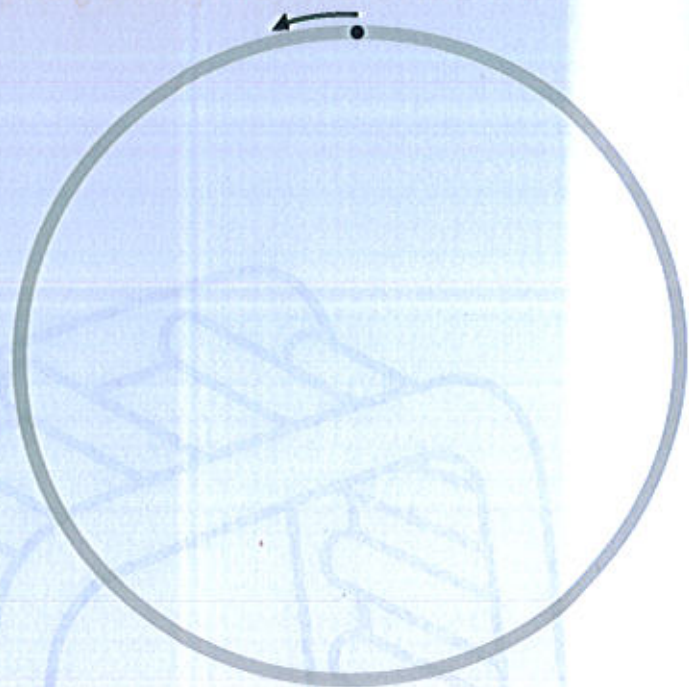

2

Warm Up

Draw someone climbing the jungle gym.




Trace. Make objects with the shapes.

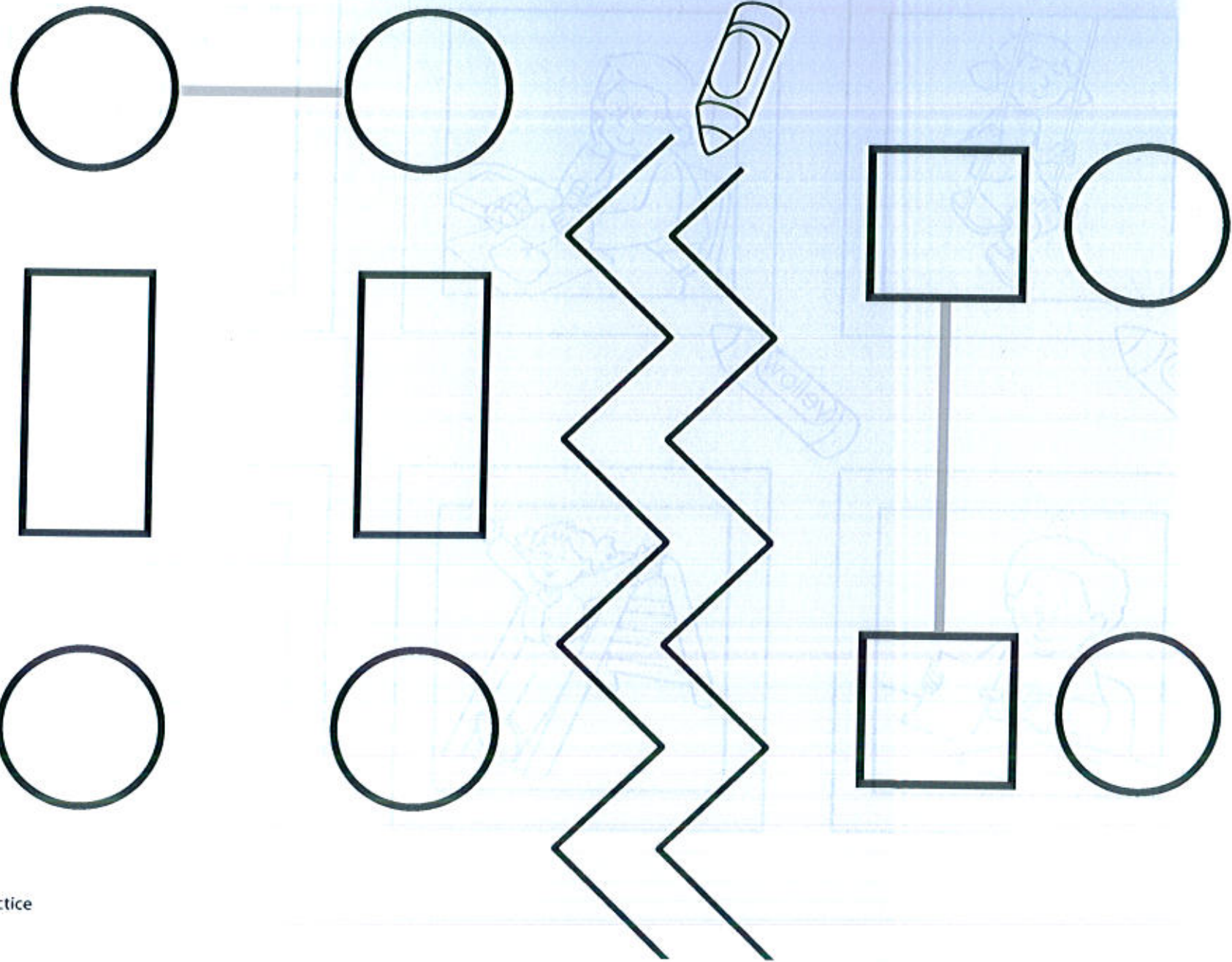


Practice


What is he/she doing? Say. Color *outside* activities green and *inside* activities yellow.



Trace. Match and color.



In or out? Point and say. Draw something in the hoop.



Our Values


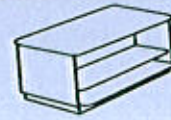



Draw your face or
paste in your photo.



At School



Draw a playground and a classroom.



2

Our Senses

Name the senses and match.

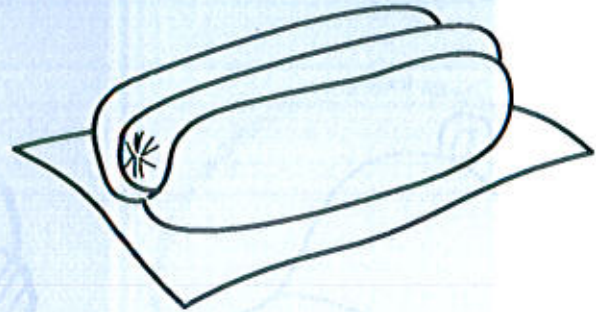



Trace. Circle items you can hear. Say.

Trace out items you can't hear. Say.




Trace. Cross out items you can't taste. Say.








What sense do you use? Cut out and paste. Say.



Say. Color the items that begin with /l/ as in *lion*.




Trace and color. Say // as in *lollipop*.




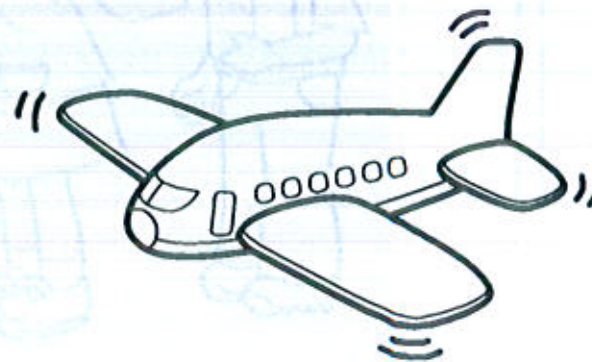


Our Values

Who is listening to the teacher? Color.



Our Senses


Color items you can hear. Circle items you can taste. Say.



3


At the Fair

Color and say.

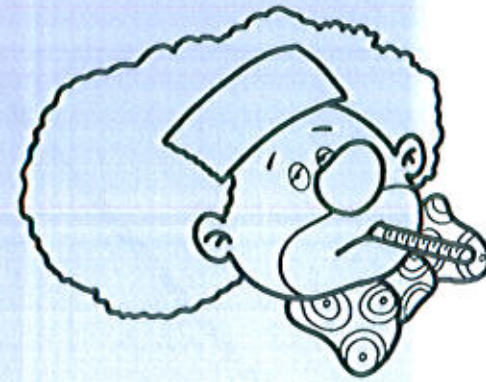




Trace. Draw lines and match.

How do you draw a clown?



Describe the clowns' feelings. Draw a clown.



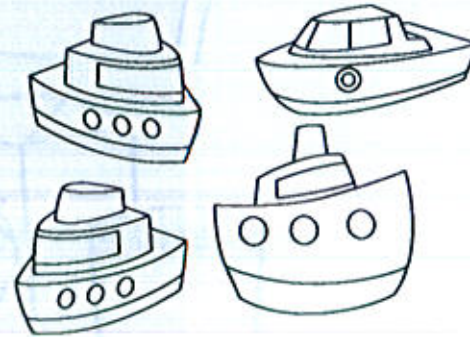
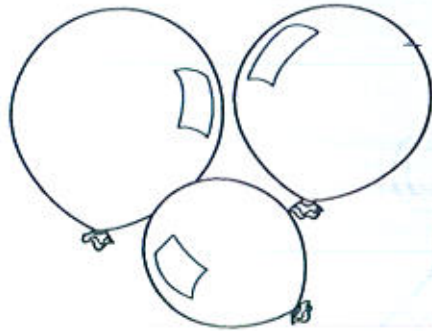


Count and say. Cut out and paste.



1

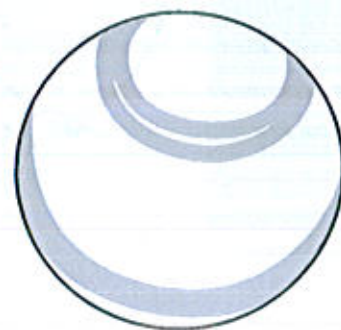

2




3

4

Say. Circle items that begin with /m/ as in *merry-go-round*.




Say. Match items that begin with /l/ to the *lion*.
Match items that begin with /m/ to the *mother*.




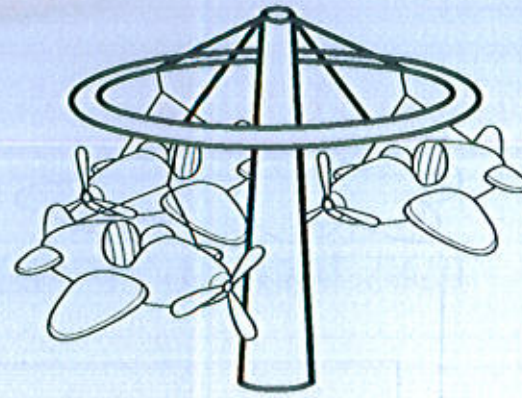
Our Values

Who is kind? Circle.



At the Fair


Match the rides and say.




4

People We Know

Draw a cousin and a friend.



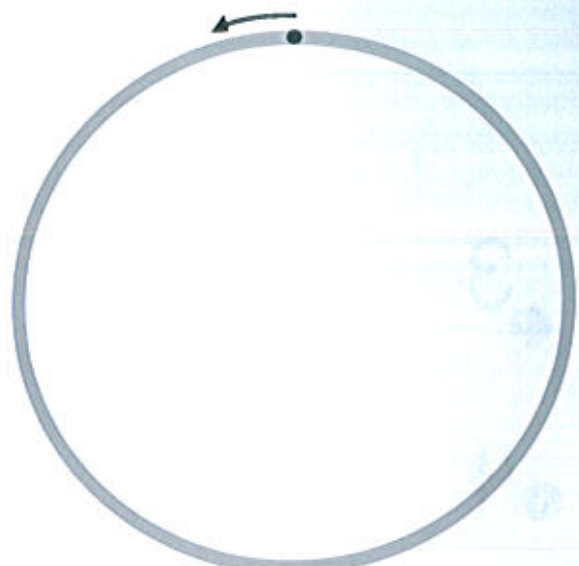
Point and say: *grandparents, uncle, aunt, cousin.* Color.




Who is *tall*? Circle. Draw someone *tall* and someone *short*.



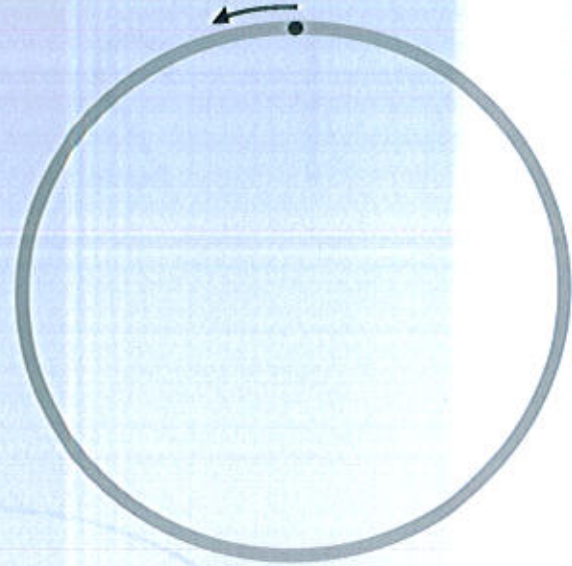
Trace. Draw the shapes inside the circles.




2 □




5 △



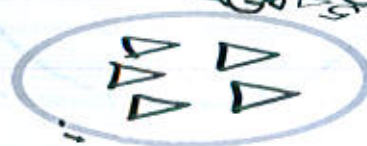
3 □



7 ○

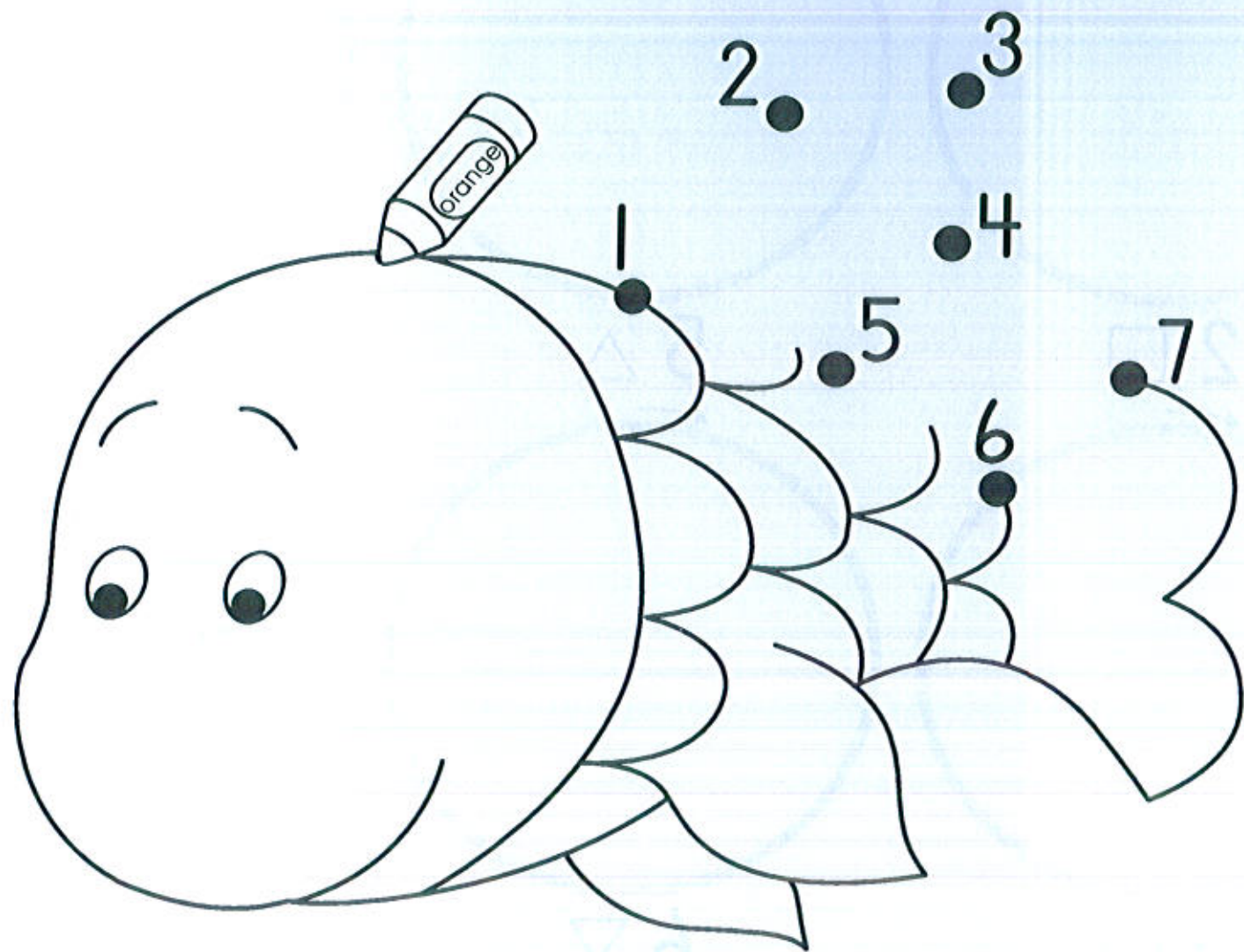


6 ▽




Trace. Connect the dots in number order and color.

1 2 3 4 5 6 7




Say. Color items that begin with /f/.




Our Values

She is not telling the truth. Circle a face.





People We Know

Draw and color your *aunt* and *uncle*.

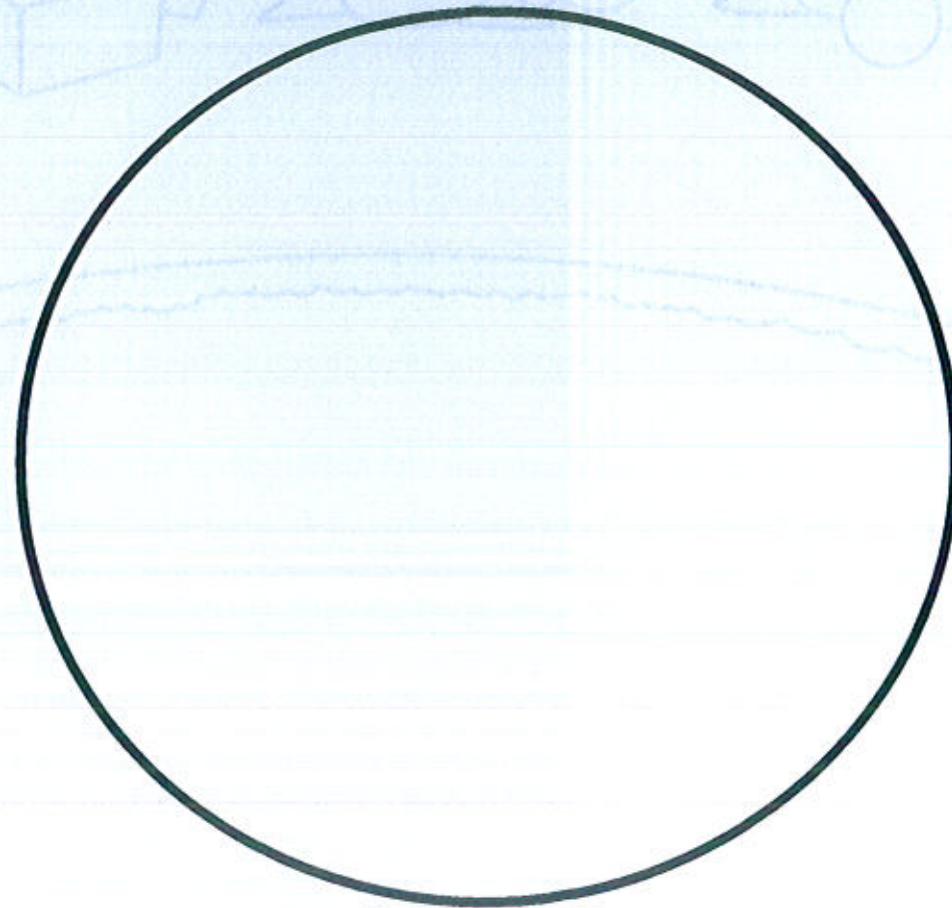




5 Zoo Animals


Draw a monkey. Color.




Point and say. Draw an animal face in the circle.




Tell where the ball is: *in front of, behind, in, on.*
Draw a seal and a ball in the water.



Point and count. Trace and write the missing numbers.




Connect the dots in number order. Name the animal. Color.



Our Values

Trace and color the fence.



Zoo Animals


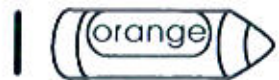

Trace. Count and say.



6

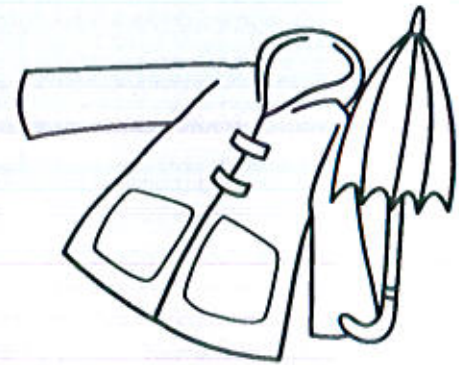
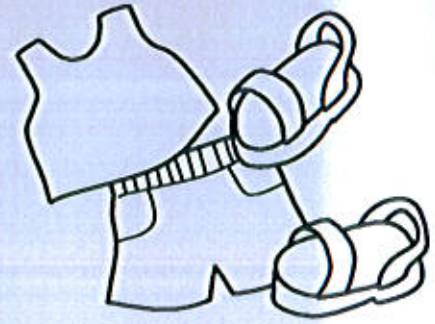

Clothes for All Weather

Color the crayons. Then color the clothes.



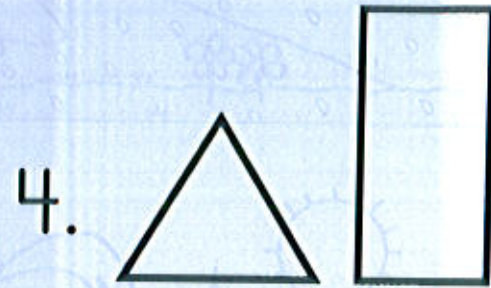





Say. Cut out and paste to match.



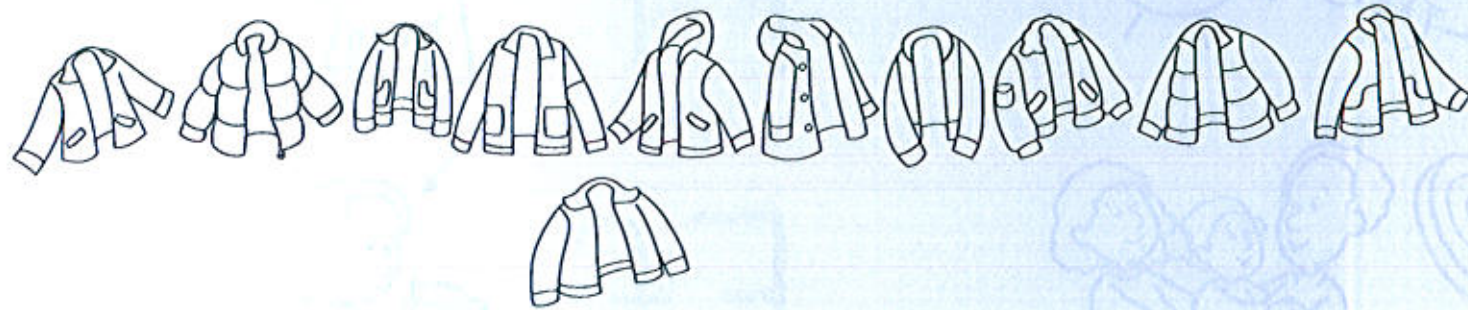
Same or different? Trace the example.
Circle pairs of same shapes. Cross out other pairs.




Count and match. Trace the numbers.



11



12

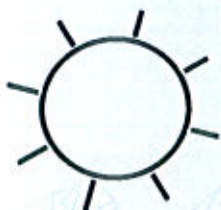


13

Trace and say. Circle items that begin with /f/.

F f

F f



F f



5

F f



F f



F f




4

F f





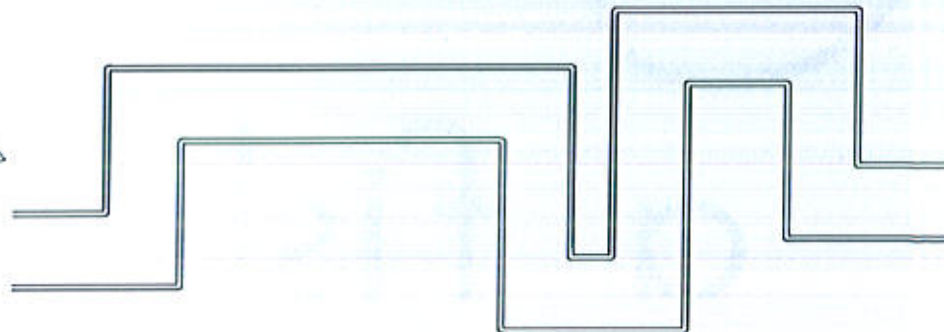
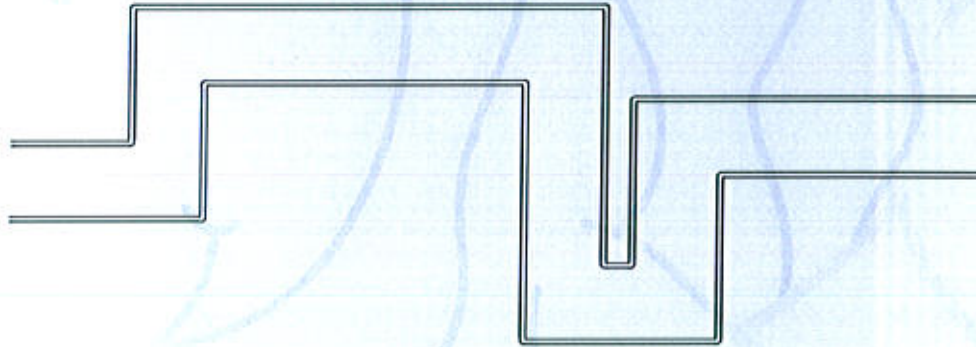
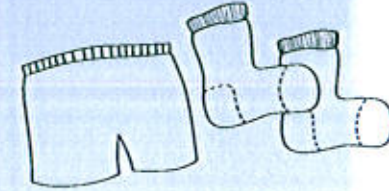
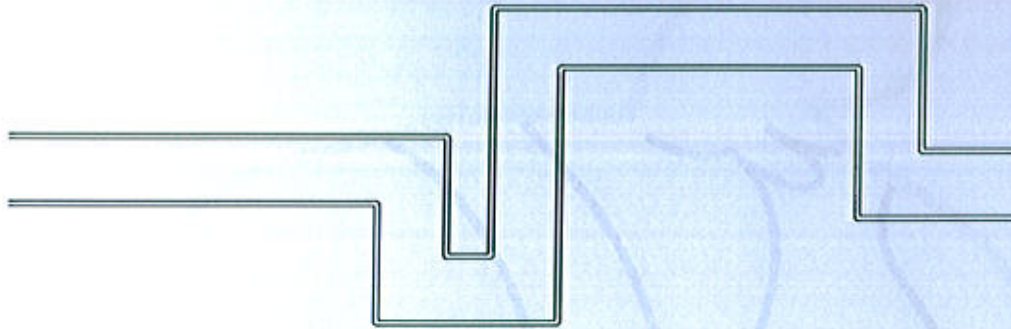
Trace and say. Tear paper and paste.



a fish

Our Values

Draw lines to the clean clothes. Say.




Clothes for All Weather

Draw the weather and say.





Assessment

What do they want to eat? Draw the foods.





Name the foods. Cut out and paste.



Same or different? Trace the example. Circle pairs of same letters.
Cross out other pairs.



1. A A

5. B B

2. S E

6. L K

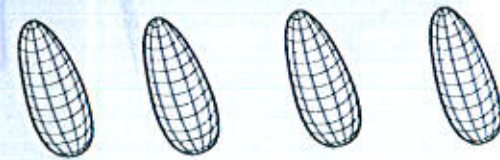

3. T T

7. Y H

4. C Z

8. P G

Count and circle the number. Color.



14 15 16

14 15 16

Trace and say. Circle items that begin with /s/.


Trace and say. Circle the number. Color.

Ss

Ss



Ss



Ss

7




Ss

6



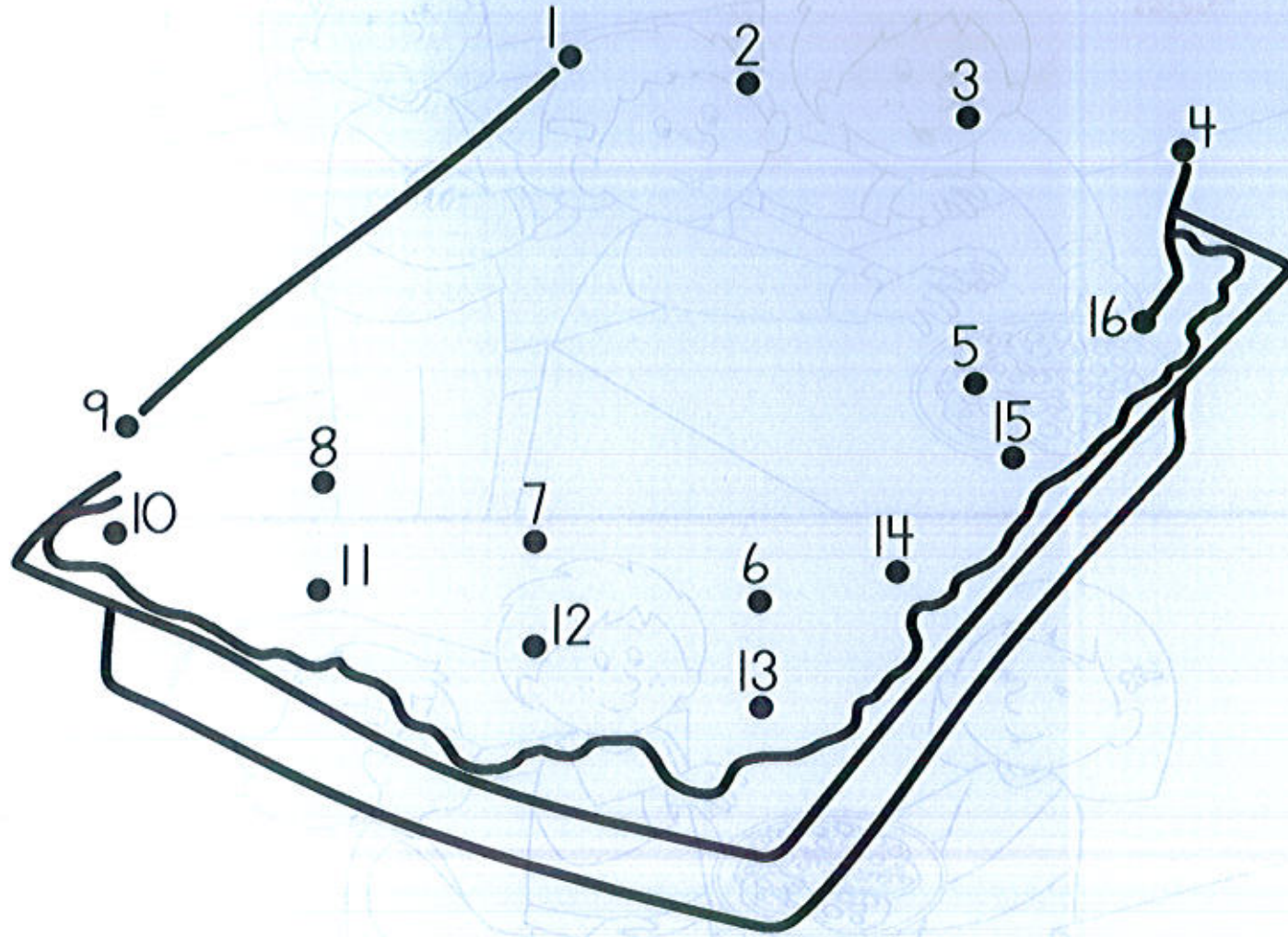
Ss



Ss




What is it? Connect the dots in number order and color. Trace and say.



a sandwich



Our Values

Who are polite? Circle.



Foods We Like





Draw foods and drinks for the picnic. Say.




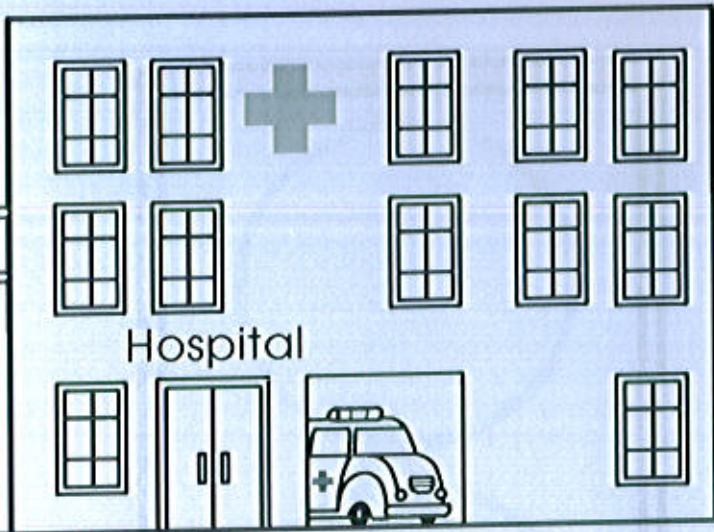

8

Our Neighborhood

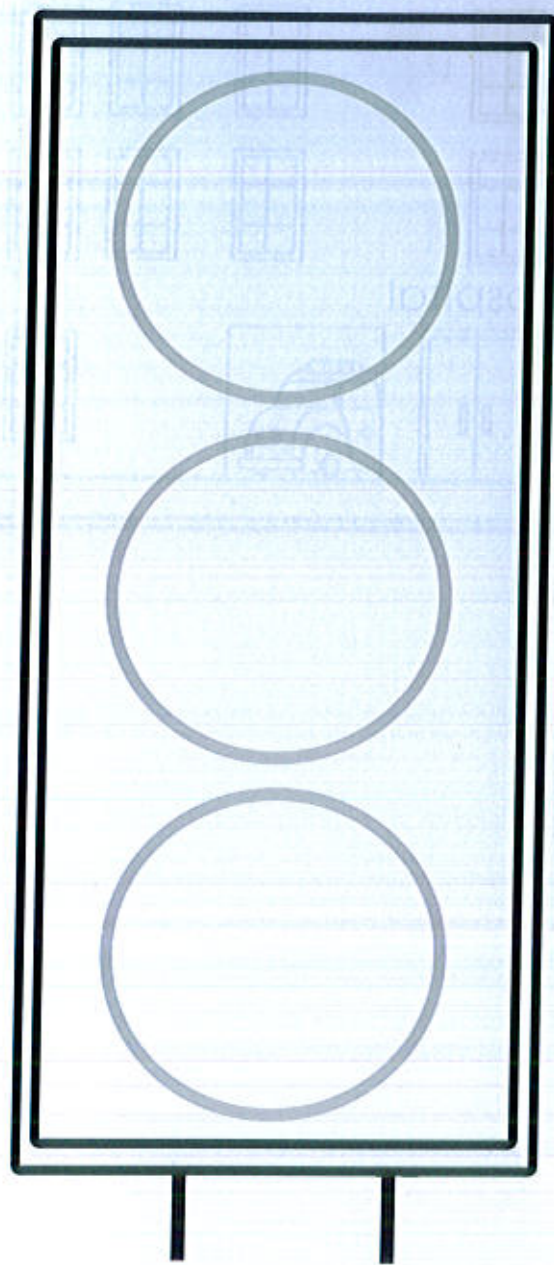
Name each place. Trace. Draw a line from each item to a place.



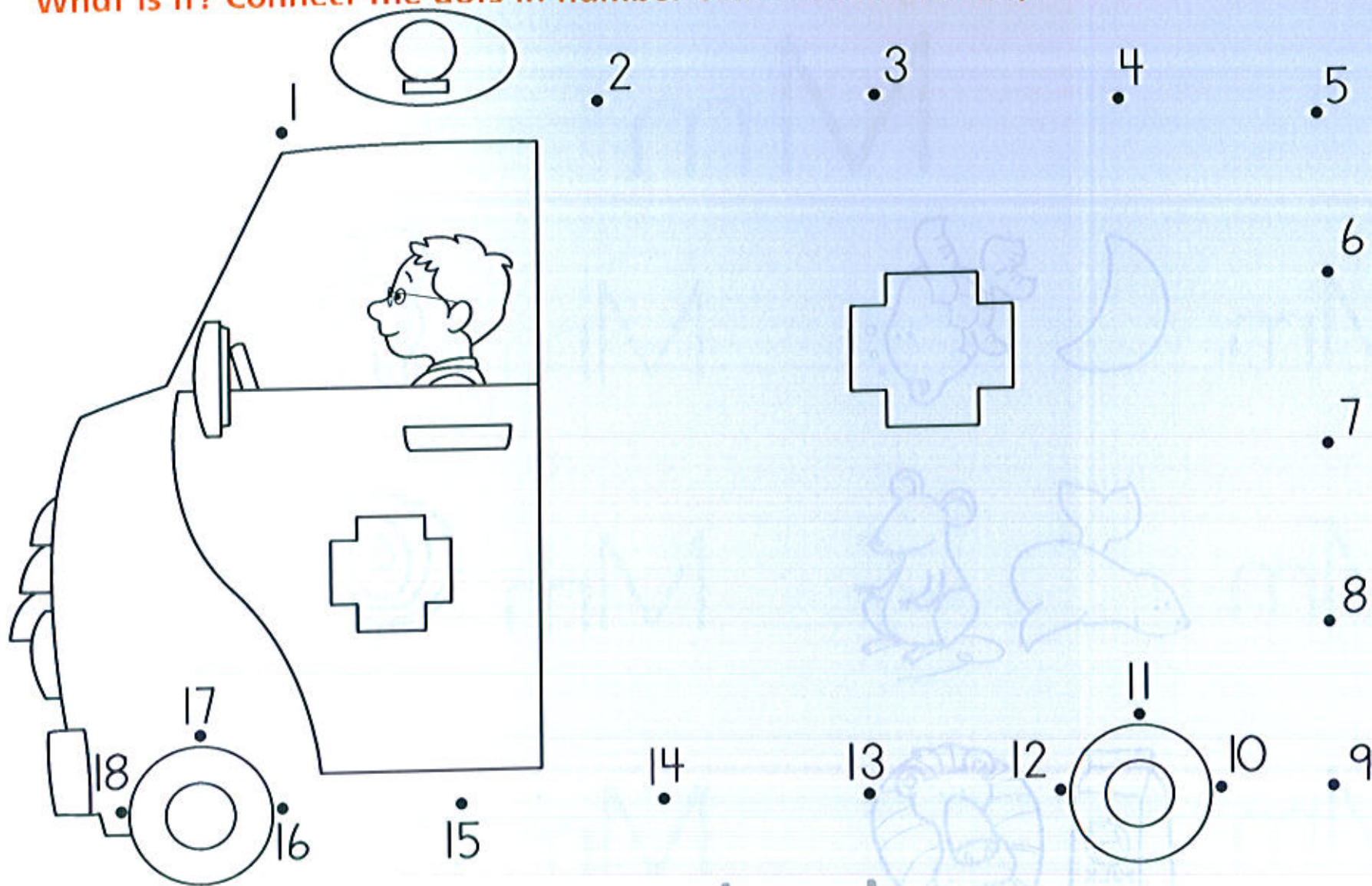
What do you see when you go to each place? Say. Then draw.



Trace the circles. Color the stoplight red, yellow, and green.



What is it? Connect the dots in number order. Trace and say.




an ambulance

Trace and say. Circle items that begin with /m/.

Mm

Mm



Mm



Mm




Mm




Mm



Mm





Trace the path. Say the letter sound. Circle the item that begins with the same sound.



Our Values


Who is keeping places clean? Circle.






Our Neighborhood

Name the places. Draw someone working at each place.


a



a

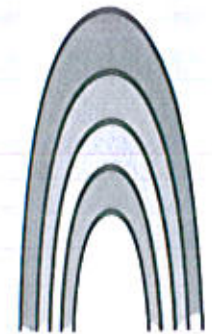


Talk about each picture. Draw the sky above each child.

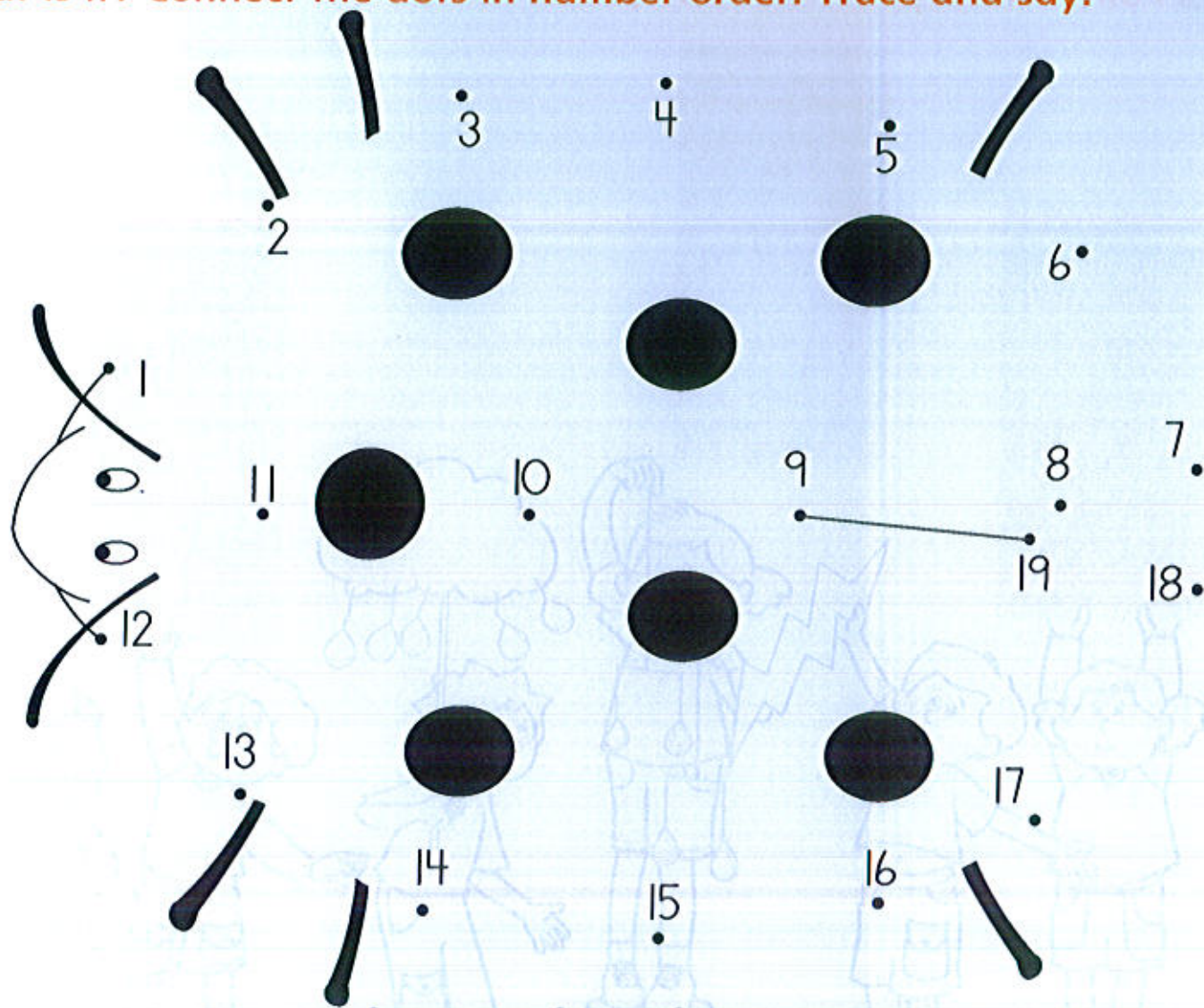




Point and say. Cut out and paste.




What is it? Connect the dots in number order. Trace and say.






a ladybug

Follow the path. Trace and say the numbers.
Name the items.




Say. Match items that begin with the same sound.



Match and trace. Then circle the item that begins with the same sound.


f

M



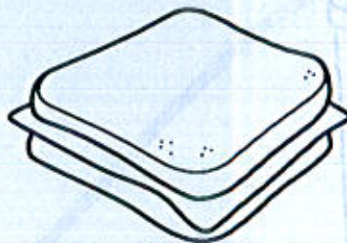
l

S



m

L





s

F



Our Values


Trace. Draw more lines to put trash in the trash can.




The Sky



Color and cut out. Play a memory game.



Assessment



Extra Practice: Reading and Writing

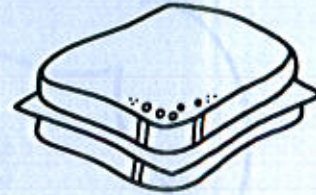



Trace and color. Draw a crayon and color it.





Cut out and say. Paste pictures that begin with // under the happy lion. Paste others under the sad lion.





Trace the parts of the body each boy is using. Say.




Draw things that begin with /f/. Say.

fat fan fall food foot forest fox



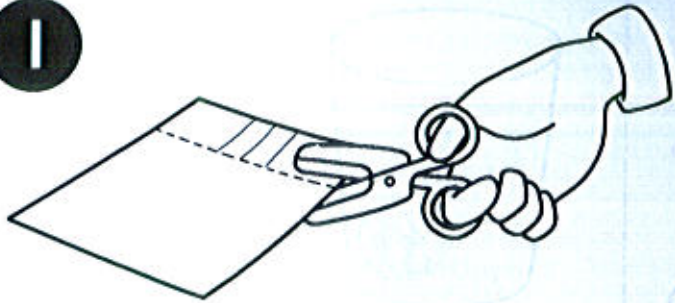
Find and color the things that begin with /m/. Say.



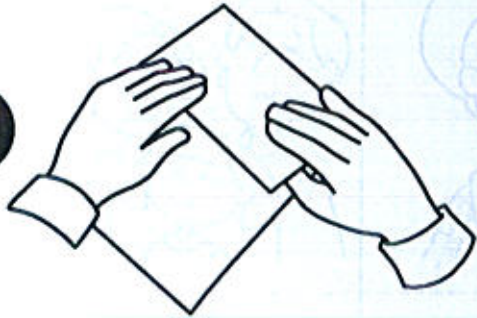


Color the clown. Cut out and fold.
Make the clown *tall* and *short*.

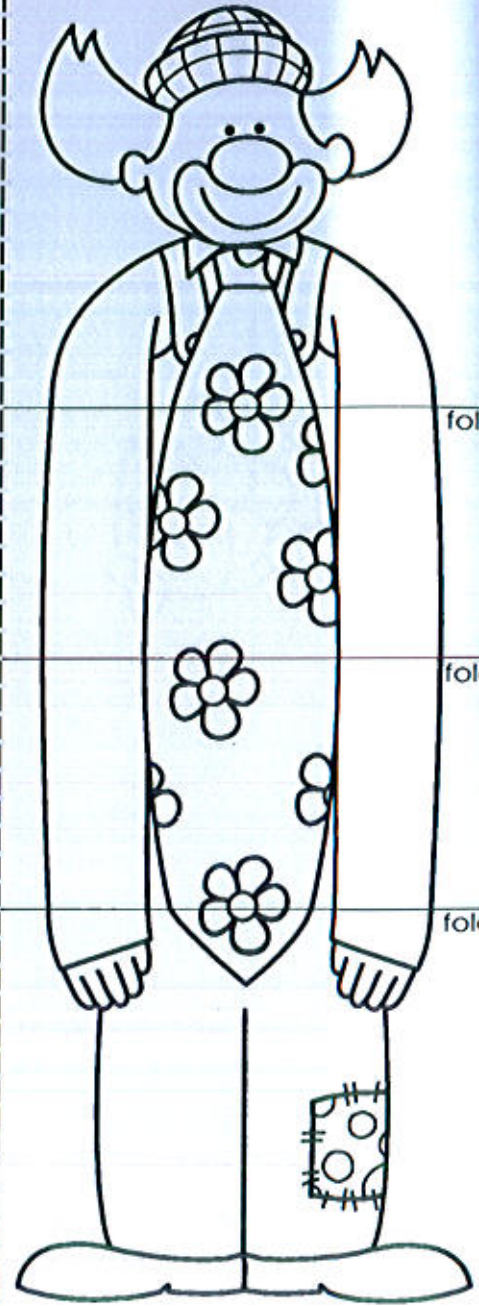
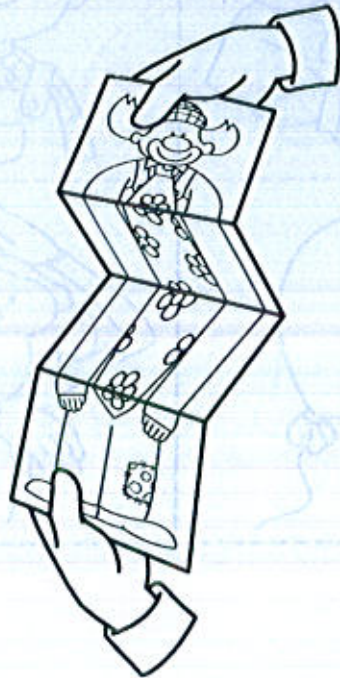
1



2



3

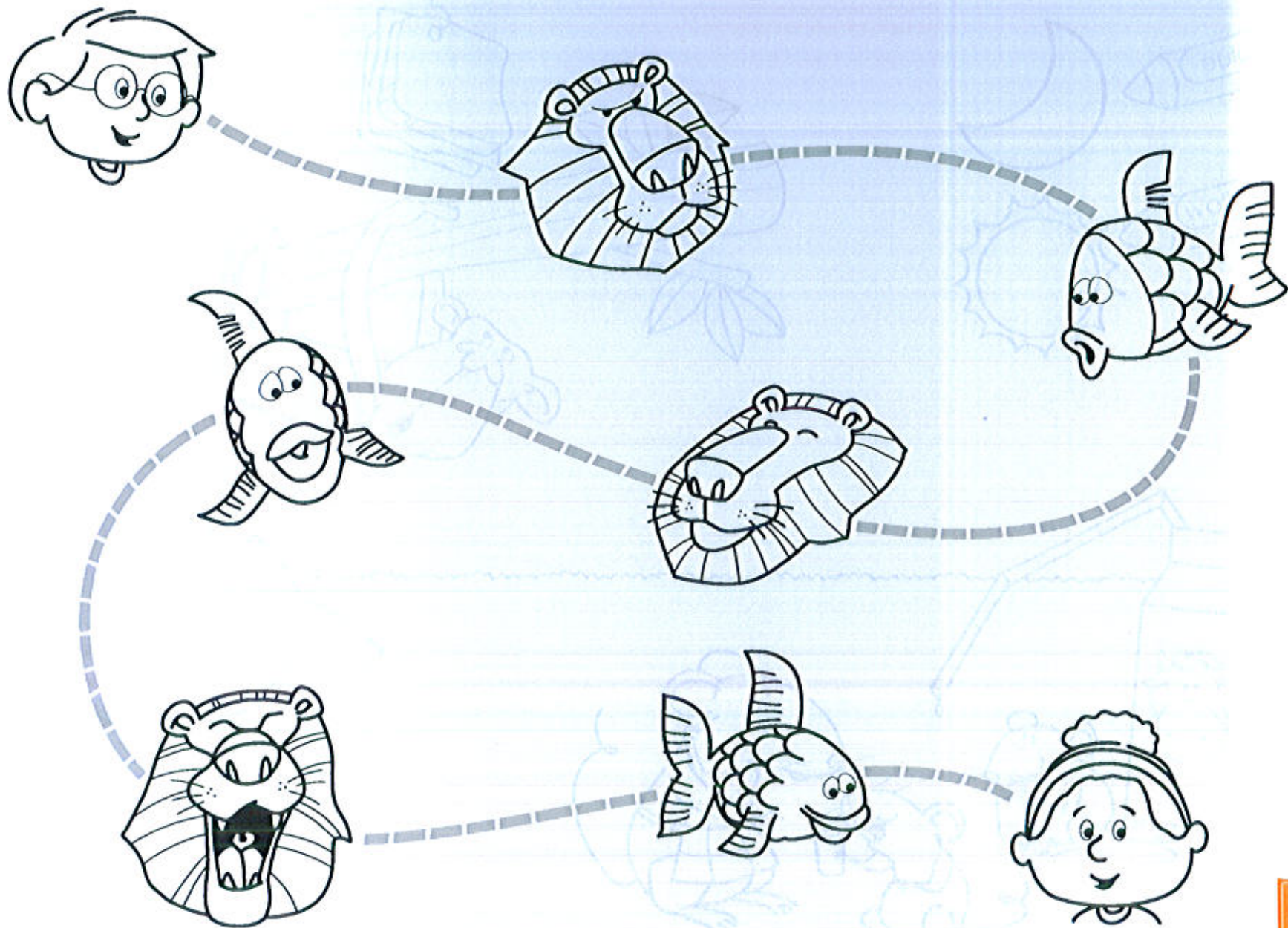






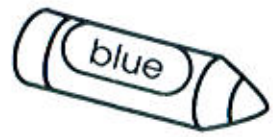
Color and cut out. Use the cards for the activity on page 83.



Use the cards on page 82. Trace the path and say. Match /l/ and /f/ sounds by placing cards on the lions and fish.



Color the things that begin with /m/ blue.
Color the things that begin with /s/ yellow. Say.







Trace and cut out the letters. Paste s next to the big S.
Then paste s next to the items that begin with /s/.

S



7





S

s

s

s

Tell which foods you like and don't like.
Circle the happy face or sad face.





Trace and cut out the letters. Paste letters that match *M* and *m*.
Then paste *m* next to pictures that begin with /m/.

M

m




M

m

m

m

Trace. Draw yourself and friends on the bus. Color.





Trace. Cut out and match.

F



L



M



S



s



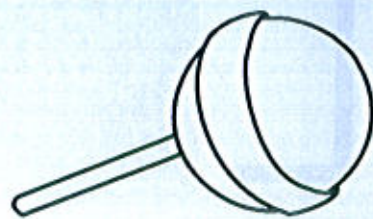
l

m

f

Trace. Say and write the letter.

s m l f





Cut out and play letter games.

L

l

M


m

F

f

S

s



**Pockets 2, Second Edition
Workbook**

Copyright © 2009 by Pearson Education, Inc.
All rights reserved.

No part of this publication may be reproduced, stored in a retrieval system, or transmitted in any form or by any means, electronic, mechanical, photocopying, recording, or otherwise, without the prior permission of the publisher.

Pearson Education, 10 Bank Street, White Plains, NY 10606

Staff credits: The people who made up the *Pockets, Second Edition* team, representing editorial, production, design, and manufacturing, are Rhea Banker, Iris Candelaria, Tracey Munz Cataldo, Christine Edmonds, Johnnie Farmer, Nancy Flaggman, Yoko Mia Hirano, Christopher Leonowicz, Judy Li, Linda Moser, Barbara Sabella, Susan Saslow, and Mairead Stack.

Text design: Tracey Munz Cataldo

Text composition: TSI Graphics

Text font: Frutiger Bold

Illustrations: Javier Montiel

PEARSON LONGMAN ON THE WEB

Pearsonlongman.com offers online resources for teachers and students. Access our Companion Websites, our online catalog, and our local offices around the world.

Visit us at **pearsonlongman.com**.

ISBN-10: 0-13-603853-0


ISBN-13: 978-0-13-603853-5


Printed in China (CTPS/04)

4 5 6 7 8 9 10 -13 12 11 10 09



Color and cut out the puppet. Tape or paste the puppet to a stick.
Use the puppet for role-plays and conversations.





Pockets 2

Second Edition



Reach into *Pockets, Second Edition*, for a happy, productive English classroom! This popular four-level course for children aged two to five features an easy-to-use, five-step pedagogy that supports language acquisition and skills development.

New to the second edition

- fun hands-on projects
- a values curriculum
- more math content
- dialogue-enhanced assessments
- photographs for a real-life connection
- student CD-ROMs
- new songs and chants
- a Reading and Writing Workbook with Teacher's Notes
- a new level for two-year-olds



Pockets Companion Website
<http://www.pearsonlongman.com/pockets>

Components

- Student Book with CD-ROM (Levels 2 and 3)
- Workbook with Songs and Chants CD
- Reading and Writing Workbook (one for program)
- Interleaved Teacher's Edition
- Class Audio CD
- Large-format Picture Cards
- Large-format Posters
- Teacher's Bonus Pocket (one for program)
- Mascot Puppet
- Video (DVD) with Guide
- Big Book with Teacher's Notes
- Companion Website



After *Pockets*,
move on to *Backpack!*

ISBN-13: 978-0-13-603853-5
ISBN-10: 0-13-603853-0

